

Type 3171 E Ex ed (ATEX)

Explosionproof Vibration Switch

Features

- Ease of installation on new or existing plant and machinery
- Robust for Industrial Environments
- BAS00ATEX2019X
- S.P.C.O., D.P.D.T. and D.P.S.T. contacts
- Manual Reset
- No maintenance after installation
- Models for operation in non-hazardous areas, see appropriate data sheet

General Descriptions

The 3171EExed is a low cost vibration sensitive switch for the protection of rotating plant and reciprocating machinery operating in Hazardous areas. It is adjustable to operate above the normal running levels of vibration, activating alarm or machine shut-down circuits.

Once operated the internal microswitch remains latched until reset.

The 3171EExed vibration switch, with its low frequency response, makes it ideal for detection of mass unbalance

on most machines. It is inherently insensitive to high frequency components and those caused by external knocks, etc.

Being responsive to vibrations in any directions (dominantly in a horizontal plane) installation problems are minimised.

The 3171EExed vibration switch is reset by depressing the reset button on the base. Adjustment of the operate point is controlled by rotating a set screw on top of the switch.

data

Unit 9 Hunting Gate
 Hitchin
 Hertfordshire SG4 0TJ England
 T. +44 (0) 845 402 4242
 F. +44 (0) 845 402 4201
 E. sales@ffeuk.com
 W. www.ffeuk.com



FIRE
 FIGHTING
 ENTERPRISES

Type 3171 E Ex ed (ATEX)

Explosionproof Vibration Switch AH23C

Applications

Rotating and reciprocating machines, eg., Fans, Centrifuges, Compressors, Pumps, Mills, etc. operating in Hazardous areas.

Technical Specification 3171 E Ex ed IIC T6

Mounting:	Vertical only (reset button lower) by two fixing holes. Recommended screws - M4.
Set Level Range:	1 to 9g Peak (Horizontal vibrations)
Enclosure:	Ingress Protection IP 67 to BS.5420
Material:	Die cast zinc alloy Mazak III
Finish:	Chromate Passivation with Polyester Paint (Grey)
Certification:	BAS00ATEX2019X Ex II 2G EEx ed IIC T6 Tamb -20°C to +50°C II 2D T85°C IP67
Ambient Temp Range:	-20°C to +50°C (-55°C 4 Joule max impact areas)
Connector core size:	2.5mm ² max.
Integral earth connection:	2.5mm ² max.
External earth terminal:	6.0mm ² max.

Electrical Ratings

Standard Circuits - S.P.C.O., D.P.D.T. & D.P.S.T.

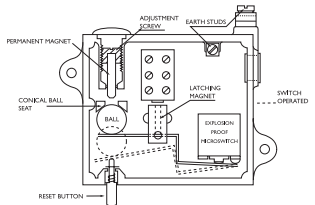
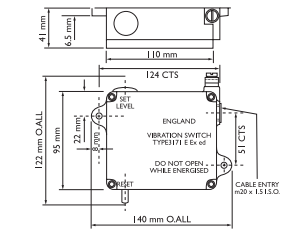
Contact material:	Silver
	6 amp @ 275v ac max
	0.15A @ 275v dc max
	5 amp 30v dc (L/R=3μs)@40°C

Low Voltage Circuits

Contact material:	Gold
	5-30v max
	400mA max
	Max Power 0.12V A

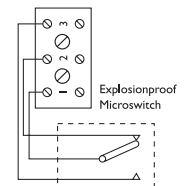
Weight:	1.5 kilo approx
Cable:	SWA, or MICC, or Screened, or Conduit recommended.

Dimensions



Connections
 1-2 Normally Closed
 1-3 Normally Open

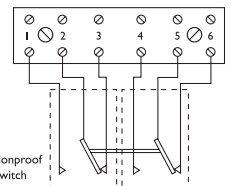
TERMINAL BLOCK



CIRCUIT WIRING DIAGRAM
 S.P.C.O. SWITCH SHOWN IN UNTRIPPED CONDITION
 2A

Connections
 1-2, 4-5 Normally Open
 2-3, 5-6 Normally Closed

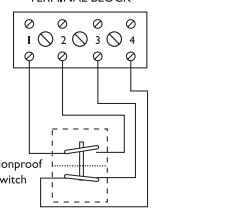
TERMINAL BLOCK



CIRCUIT WIRING DIAGRAM
 D.P.D.T. SWITCH SHOWN IN UNTRIPPED CONDITION
 2B

Connections
 1-2 Normally Open
 3-4 Normally Closed

TERMINAL BLOCK



CIRCUIT WIRING DIAGRAM
 D.P.S.T. SWITCH SHOWN IN UNTRIPPED CONDITION
 2C